The State of Volunteerism in Hawai‘i

volunteer week HAWAI`I

Kanu Hawaii

2019



Photo: Amelia Lucas

Table of Contents

Executive Summary Page 2
Volunteerism Across the Nation & the Globe Page 3
Importance of Volunteerism Page 4
Volunteerism & Community Resilience Page 5
Volunteerism in Hawai'i
- National Volunteer Week & Trends in Hawai'i Page 6
- Overview of Volunteer Week Hawai'i & Numbers Page 7

Volunteer Week Hawai'i 2019
- Map of Events Page 8
- Demographics Page 9
- Impact Highlights Page 11

"3 Rs of Volunteerism" Page 12
Community Impacts Page 13
Volunteer Week Hawai'i in Context
- United Nations Sustainable Development Goals Page 18
- Aloha+ Challenge Goals Page 20
- Local Action, Global Impact Page 21

Sustainability of Events Page 22
Voluntourism Page 23
Corporate Social Responsibility Page 24
Future Goals for Volunteer Week Hawai'i Page 25
Resources Page 26
Mahalo to Our Partners Page 27
References Page 28
Appendix 1: Survey Instrument Page 29
Sponsors & Funding Partners Page 31

Photo: Amelia Lucas

Executive Summary

Intention of this Report

Volunteerism is recognized worldwide as an essential component to community prosperity; it brings people from diverse backgrounds together to work towards achieving common goals. General trends in volunteerism in the United States and abroad are well researched; however, the current knowledge base is lacking in both detail and Hawai'i-specific trends. As an annual, statewide campaign, Volunteer Week Hawai'i provides a unique opportunity to capture an abundance of data and to identify both strengths and weaknesses in Hawai'i's volunteer sector.

In 2019, Kanu Hawai'i developed and distributed a survey to hosts of volunteer events during Volunteer Week Hawai'i. The mixed methods survey (see Appendix 1) captured a baseline of volunteer engagement metrics, demographics of participants, sector-specific impacts of activities, sustainability indicators, and general feedback. With 67% of partners completing the survey, the collected data represents 75% of volunteer events.

Existing information on volunteerism in Hawai'i offers a troublesome, albeit incomplete, view of community engagement. Our main goal in sharing comprehensive, original data about the State of Volunteerism in Hawai'i is to inform sustainable, evidence-based growth in the sector. We hope this report will be a useful resource for nonprofits, government entities, businesses, community organizations, schools, and elected leadership for evaluating their engagement of volunteers. As the first of an annual series of reports, the data presented here will serve as a useful baseline for tracking development and changes in the future.

About Kanu Hawaii

Kanu Hawaii is a nonprofit 501(c)3 based on O'ahu with members, programs, and partnerships across the state. Since our founding in 2007, we have focused on catalyzing community action, growing civic engagement, and instilling environmental stewardship as integral components to a thriving Hawai'i. Our values of kuleana, aloha, pono, and mālama 'āina are deeply rooted in our mission: to provide tools and opportunities for people to connect with one another, to take action that builds more compassionate and resilient communities across Hawai'i.

We have a long history of building community networks and implementing statewide campaigns, including "I Will…," the Eat Local Challenge, the Energy Challenge, and Volunteer Week Hawai'i. Our current focus areas of community resilience and volunteerism are closely related to each other and our past work. We strive to facilitate connections among stakeholders from all sectors of society to grow collaboration, build knowledge, offer resources, and create more cohesive communities.

Volunteerism Across the Nation & the Globe



Globally, **ONE BILLION** people volunteer each year (2018)

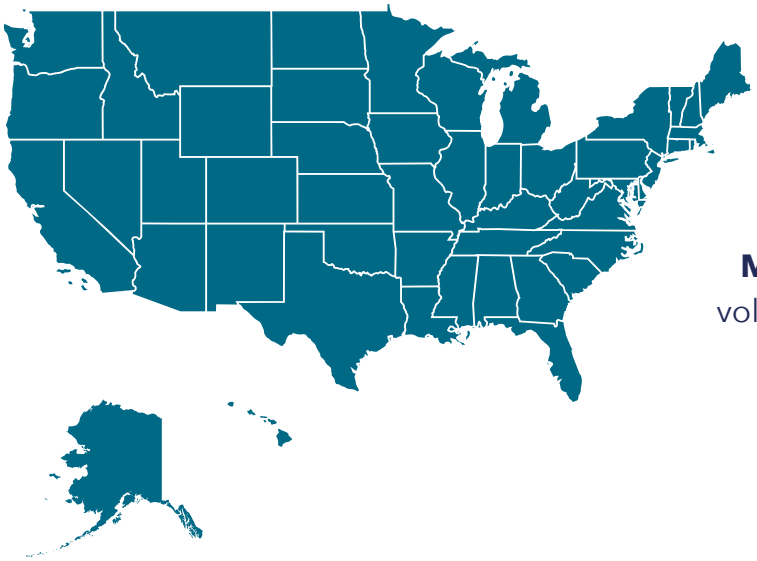

In the U.S., **77 MILLION** people volunteered in 2018

SEVEN BILLION hours

$167 BILLION in impact

Why is Volunteering Important?

- Fills gaps in public and private sector services
- Essential to the prosperity of nonprofit organizations
- Saves and allows for redistribution of resources
- Connects community at all levels
- Personal benefits
- Fosters resilience by facilitating relationships and partnerships
- Supports vulnerable populations
- Helps protect and improve the natural environment
- Promotes civic engagement
- Provides significant economic value (U.S. average: $25.43/hour)

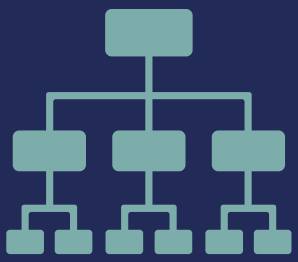







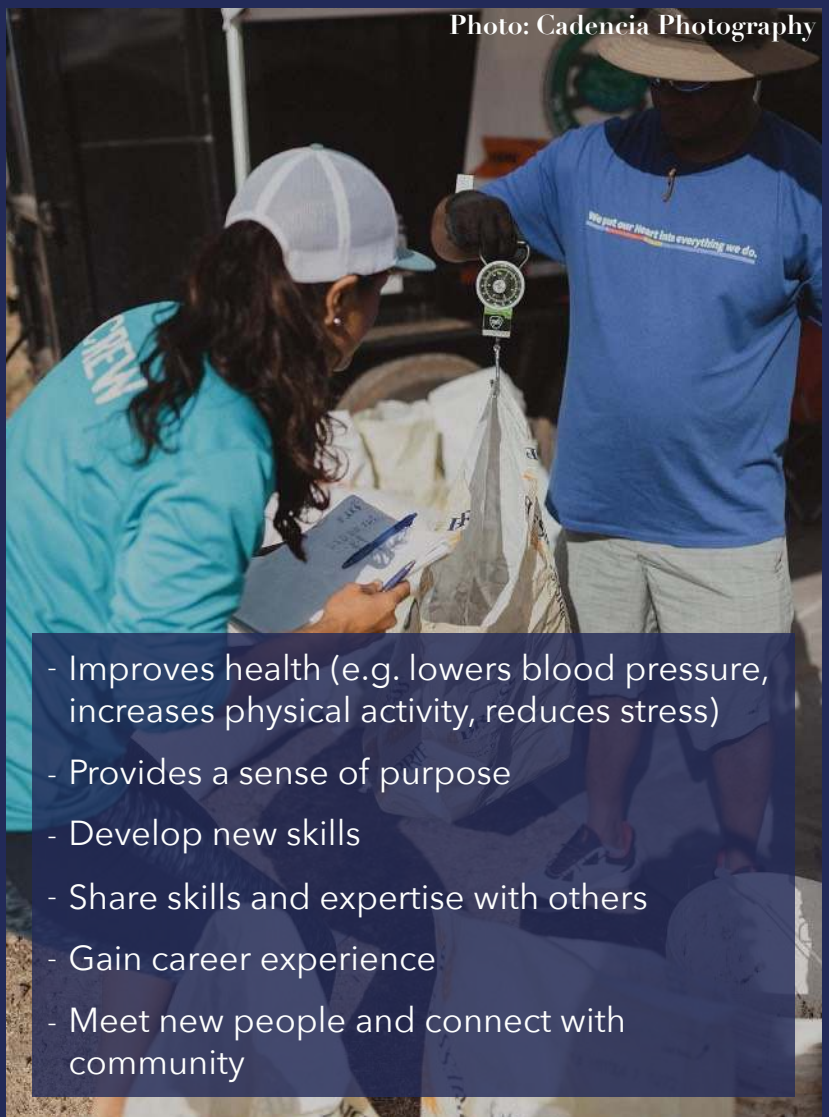

Photo: Cadencia Photography

- Improves health (e.g. lowers blood pressure, increases physical activity, reduces stress)
- Provides a sense of purpose
- Develop new skills
- Share skills and expertise with others
- Gain career experience
- Meet new people and connect with community

Volunteerism & Community Resilience



Hurricane Lane, 2018

In the wake of numerous natural disasters that impacted the state in the last few years, along with increased urgency surrounding the looming impacts of climate change, resilience has become a buzzword in community conversations. Of course, physical infrastructure modifications, emergency plans, and institutional action mechanisms are essential in preparing for, responding to, and recovering from natural and other types of disasters; however, grassroots community connections also play a pivotal role through all of these phases. Engaging in volunteerism provides an opportunity for people to get to know their neighbors and local organizations, increases awareness of potential vulnerabilities, and grows overall cohesion across stakeholder groups.



"Volunteerism enables individuals to work together, shaping collective opportunities for dealing with risk and connecting individuals and communities with wider systems of support. Volunteerism as a universal social behaviour is therefore a critical resource for community resilience."

State of the World's Volunteer Report, United Nations Volunteers Program, 2018

"[W]ell-connected communities are better positioned to respond to and bounce forward from times of shock and stress."

Ola O'ahu Resilience Strategy, 2019

According to the Corporation for National and Community Service…

28%

Of Hawai'i Residents Volunteer

41st

In The Nation (2018)

53%

Average Volunteer Retention

51st

In The Nation (2015)

26

Average Hours Volunteered Per Resident Per Year

45th

In The Nation (2015)

National Volunteer Week

In 1974, President Nixon established National Volunteer Week as an annual, week-long campaign dedicated to encouraging volunteerism and appreciating volunteers for their contributions throughout the year (Points of Light). Every year since in mid-April, the Week has been recognized by Presidential Proclamation and celebrated through acts of service in communities across the United States.

In Hawai'i, recognition of National Volunteer Week was minimal prior to 2017. At that time, Kanu Hawaii acknowledged the potential to localize National Volunteer Week and establish an annual, statewide, anchor campaign centered on volunteerism.

Volunteerism in Hawai'i

"Informal" volunteerism, such as taking meals to an ill neighbor, coaching a children's sports team, or serving on a nonprofit board of directors are commonplace in Hawai'i. In contrast, more "formal" acts of volunteering, such as attending a tree planting event or packing meals for a food drive, are less prevalent. National Volunteer Week is an opportunity to bring attention to the importance of and appreciate informal volunteerism, as well as encourage more people to get involved in formal service.

Volunteer Week Hawai‘i

In 2017, Volunteer Week Hawai‘i was officially recognized through resolution by the state legislature as our local take on National Volunteer Week, setting the stage for the first celebration in April 2018. The primary goal for 2018 was to raise awareness of the need to grow volunteerism in Hawai‘i.

Given the success of the initial campaign, Kanu Hawaii set increased engagement goals for Volunteer Week Hawai‘i 2019: support 100 volunteer events statewide with at least 5,000 volunteers. Thanks to the support of the governor, four mayors, the state legislature, and our partners, we surpassed our goals. The significant growth of Volunteer Week Hawai‘i in just two years demonstrates the value of having an annual campaign focused on volunteerism.

While Volunteer Week Hawai‘i occurs just one week of the year, the partnerships and volunteer experiences facilitated by the campaign are designed to translate into year-round engagement. For our *partners*, our goals are: (1) bring attention to their work to attract volunteers, (2) provide resources to bolster their internal capacity, and (3) facilitate connections with other organizations with similar missions and/or focus areas. For *volunteers*, we strive to: (1) introduce them to new organizations, (2) offer a centralized resource for finding volunteer opportunities, (3) appreciate their contributions to communities throughout the year, and (4) connect them with fellow volunteers.

2018

25

Nonprofit Partners

60

Volunteer Events On Hawai‘i Island, Maui, Kaho‘olawe, O‘ahu, & Kaua‘i

2,500

Volunteers

2019

90

Nonprofit, Business, School, & Government Partners

132

Volunteer Events on Hawai‘i Island, Maui, Moloka‘i, Lāna‘i, Kaho‘olawe, O‘ahu, & Kaua‘i

5,000+

Volunteers

Event Distribution

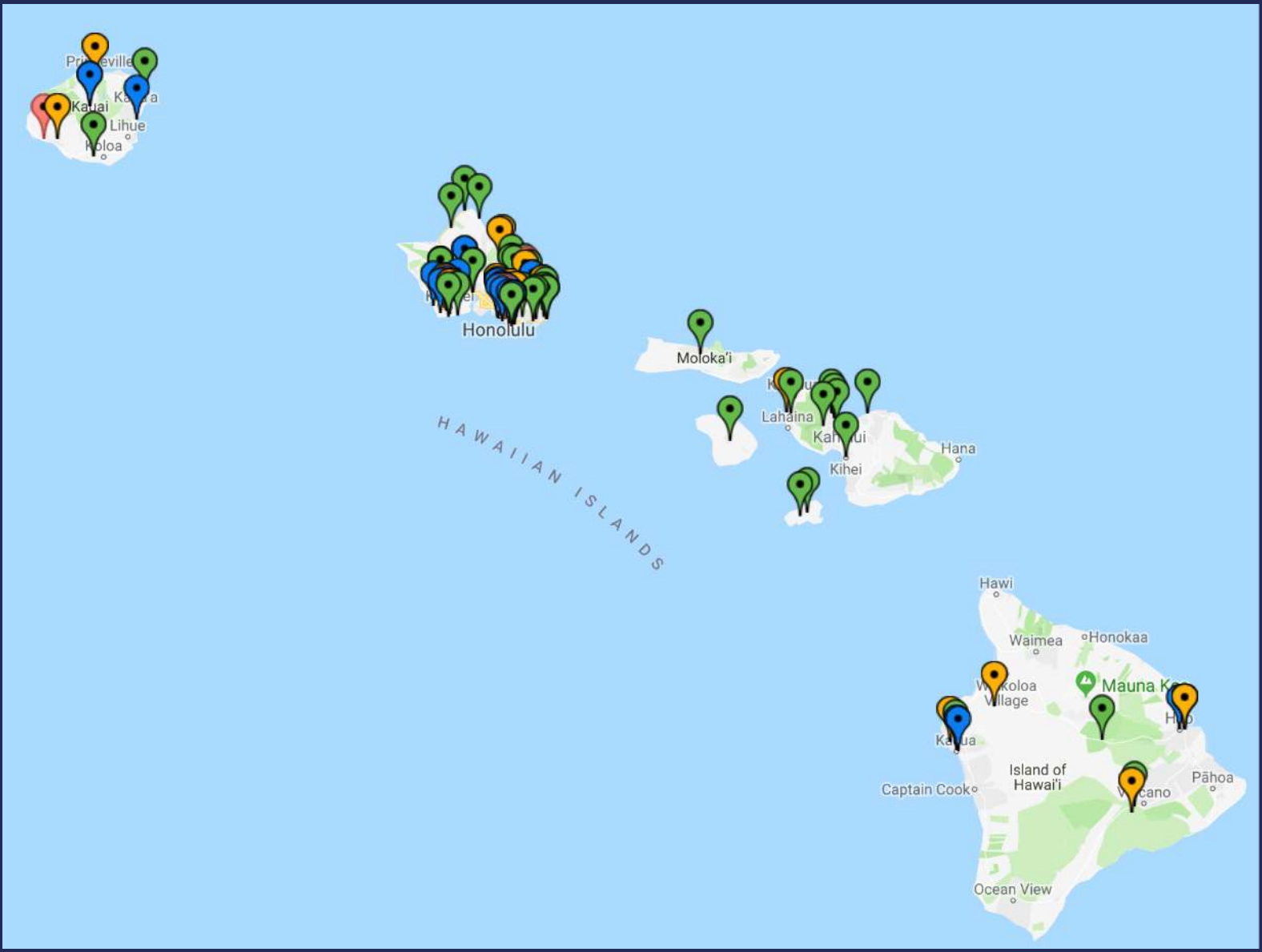

Environmental (80)

Social (35)

Cultural (12)

Educational (4)

All opportunities during Volunteer Week Hawaii were categorized as environmental, social, cultural, or educational. Many events could fit within more than one category; for mapping purposes, just one category was selected based on the primary activities and/or focus of the host organization (e.g. loʻi restoration events were categorized as cultural, despite having environmental components, due to the central focus of the activity).

Volunteer Demographics

Through a mixed methods survey, we collected a baseline of demographic metrics to glean a better understanding of volunteer characteristics in Hawai'i. The three main demographics we captured were volunteer age, gender, and Hawai'i residency.

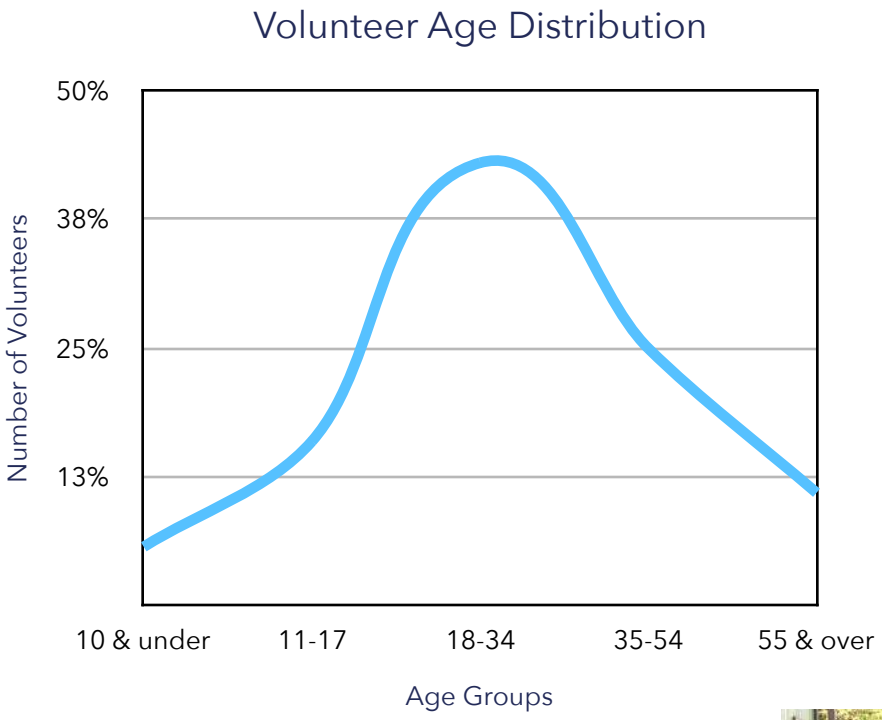

For age distribution, the trend during Volunteer Week Hawai'i diverges slightly from national averages. The Bureau of Labor Statistics' (BLS) most recent report (2015)* indicates that those ages 35 to 44 (28.9%) were the most likely to volunteer. While the age groups employed in the Volunteer Week Hawai'i survey do not exactly align with those of BLS, some comparison is plausible. During Volunteer Week Hawai'i, we found the most common age range of volunteers to be younger, from ages 18 to 34, representing 43% of all participants.


Photo: Ke Kula Niʻihau O Kekaha

It is important to note that many volunteer opportunities have a minimum age requirement for participants. During Volunteer Week Hawai'i 2019, 62% of volunteer events had an age restriction ranging from 5 and up to 18 and up.

*The report only included U.S. citizens ages 16 and over.

Volunteer Demographics continued...

Male vs. Female Volunteer Engagement

In terms of gender distribution, participation in Volunteer Week Hawai'i was comparable between males and females, representing 52.5% and 47.5% of total volunteers, respectively. This slightly differs from national averages: according to the Corporation for National and Community Service, of the more than 77 million people that volunteered across the U.S. in 2018, 57.7% were women while men represented 42.3% of the total.

Resident vs. Visitor Volunteer Engagement

The vast majority of Volunteer Week Hawai'i participants were residents (91.9%), with visitors composing the remainder (8.1%). Given that annually the number of visitors (just under 10 million in 2018) far exceeds the resident population (approximately 1.4 million in 2018), there is significant potential to increase visitor engagement in volunteer opportunities during Volunteer Week Hawai'i and throughout the year across the state.

New vs. Returning Volunteer Engagement

Nearly two-thirds (62.4%) of participants were new to the organizations that they volunteered with during Volunteer Week Hawai'i. We piloted an event listing and sign-up platform on the Volunteer Week Hawai'i website for the 2019 campaign. All of the events across the state were shared with their location, date and time, activity details, applicable restrictions, host contact information, and the ability to sign-up. While many volunteers signed up directly with host organizations, we did recruit a portion of new volunteers (159) through the website. The remaining 37.6% of volunteers had previously engaged with the organizations that they volunteered with during Volunteer Week Hawai'i. The high number of new volunteers indicates the value of offering a centralized resource for finding volunteer opportunities and an annual campaign focused on volunteerism.

Photo: Cadencia Photography

Volunteer Week Hawai‘i 2019 Key Impacts



19,560

Volunteer Hours

$533,765.83

Dollar Value Of Volunteer Impacts*

*Volunteer time is valued at $26.87 per hour in Hawai‘i (Independent Sector, 2019)

Photo: Ko'olau Mountains Watershed Partnership

The Three 'Rs' of Volunteerism

In a survey of volunteer coordinators and managers prior to Volunteer Week Hawai'i 2019, we asked *"What topics in volunteer leadership would you like to learn more about?"* The overwhelming response was volunteer recruitment and retention. In speaking with local nonprofit leaders with successful volunteer programs, it became obvious that the key to volunteer retention is recognition and appreciation of volunteers. Interestingly, strategies for volunteer recruitment and retention are virtually identical across all scales of volunteer programs (e.g. 20 vs. 2,000 volunteers).

Recruitment

- Make asks and expectations clear
- Identify special skills needed
- Utilize core volunteers

Retention

- Track rate of new vs. returning volunteers & hours
- Follow-up & thank volunteers
- Stay in touch

Recognition

- Spotlight volunteers through newsletters and on social media
- Share impact



Photo: Mauna Kea Forest Restoration Project

Community Impact

When people come together to work towards achieving common goals, massive change can take place in a short period of time. In just *one week*, volunteers made the positive impacts shared on the following pages across Hawai'i. What could Hawai'i look like if everyone continued to take these actions throughout the rest of the year?





Photo: Kīpuka Native Hawaiian Student Center, UH Hilo

3,433 native plants

Indigenous trees, shrubs, & grasses out-planted



Photo: Cadencia Photography

10,583 pounds

Trash & other manmade debris removed from our beaches, parks, and other natural spaces

Photo: Ke Kula Niʻihau O Kekaha



8 gardens

Installed & maintained at schools & in communal spaces for education and local food

Photo: Amelia Lucas



10 loʻi kalo

Weeded, cleared, & prepared for planting

United Nations Sustainable Development Goals



The United Nations Sustainable Development Goals (UN SDGs) are a framework of 17 interconnected strategies to address social, health environmental, and economic challenges that impact populations across the world. Each of the SDGs has specific targets and indicators that aid in formulating action and tracking progress toward meeting the Goals by 2030. Since initial implementation in 2015, nations and municipalities around the world have developed more specific and/or localized sets of actions to more directly support achieving the Goals.





In Hawai'i, the Aloha+ Challenge is the local version of the SDGs, shaped by community needs and sustainability challenges. During Volunteer Week Hawai'i 2019, host organizations and/or Kanu Hawaii staff assigned UN SDGs and Aloha+ Challenge Goals to each volunteer opportunity based on alignment of activities. Our intention in identifying this overlap was to better understand the global impact of our local actions and to directly tie volunteerism to both frameworks.

Top 8 Most Frequently Identified UN SDGs by Event Hosts



- Goal 2: Zero Hunger
- Goal 3: Good Health & Well-Being
- Goal 6: Clean Water & Sanitation
- Goal 10: Reduced Inequalities
- Goal 11: Sustainable Cities & Communities
- Goal 13: Climate Action
- Goal 14: Life Below Water
- Goal 15: Life on Land

The other 9 UN SDGs were identified by 13 or fewer hosts as directly aligning with volunteer event activities. For more information on the details of each Goal, visit the UN's website.



Frequency of Aloha+ Goals & Volunteer Week Hawai‘i Events

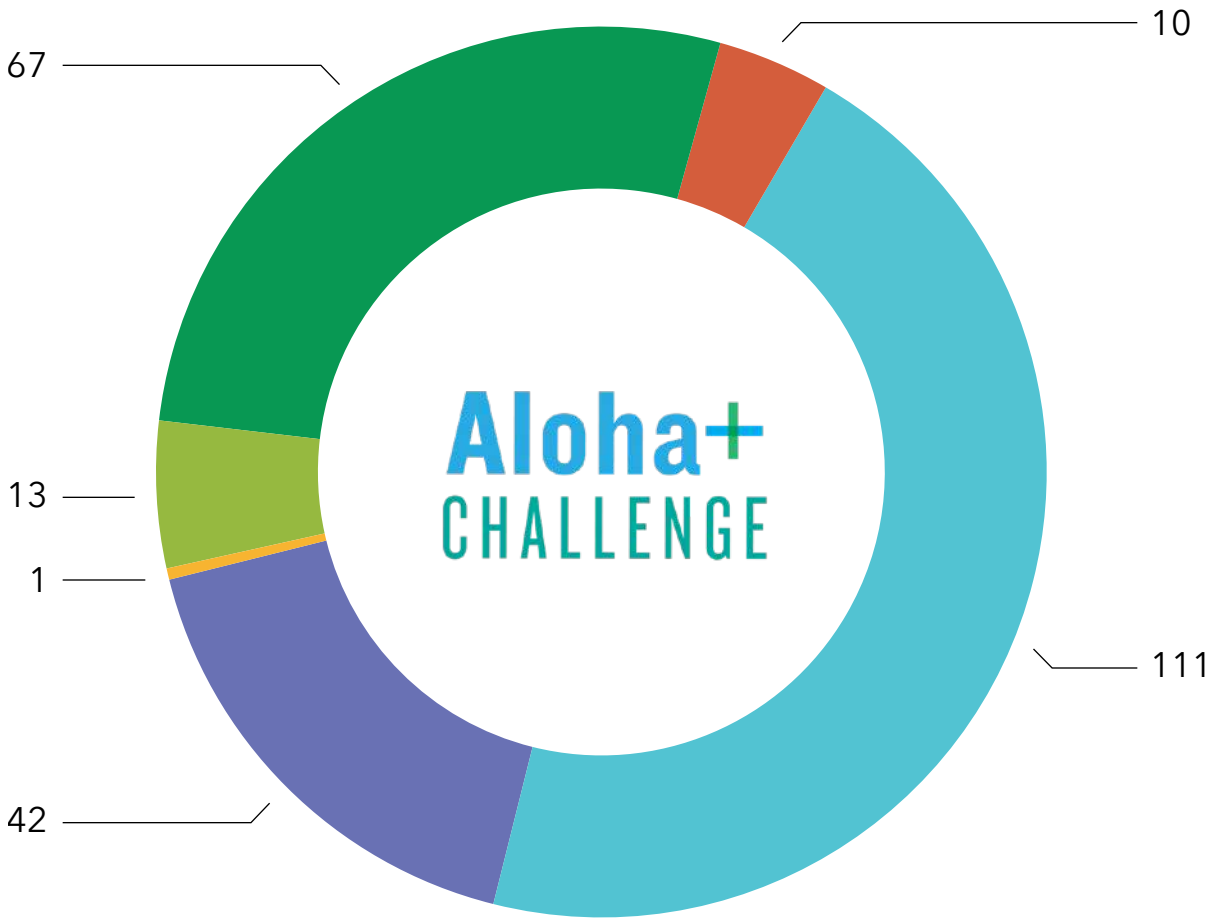

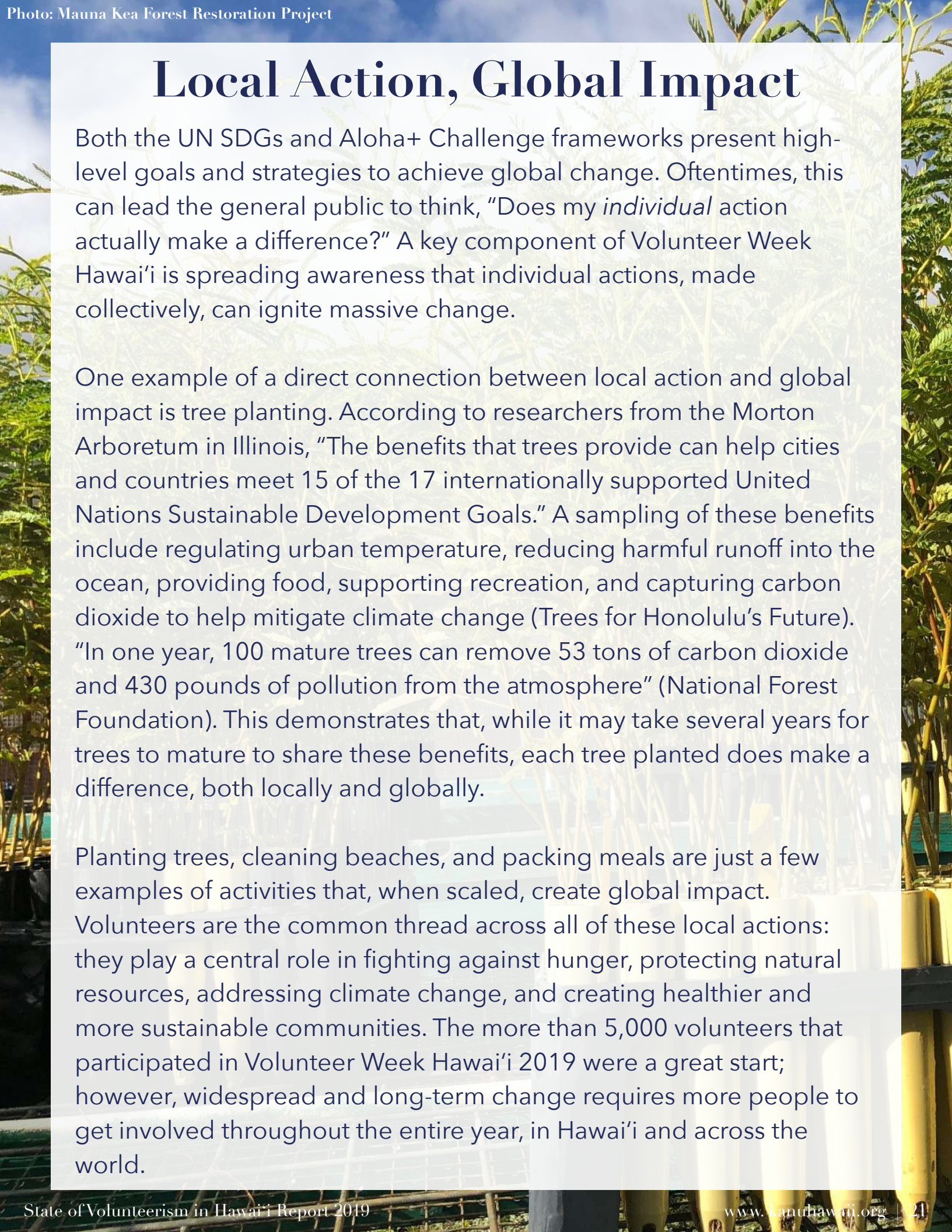

Photo: Mauna Kea Forest Restoration Project

Local Action, Global Impact

Both the UN SDGs and Aloha+ Challenge frameworks present high-level goals and strategies to achieve global change. Oftentimes, this can lead the general public to think, "Does my *individual* action actually make a difference?" A key component of Volunteer Week Hawai'i is spreading awareness that individual actions, made collectively, can ignite massive change.

One example of a direct connection between local action and global impact is tree planting. According to researchers from the Morton Arboretum in Illinois, "The benefits that trees provide can help cities and countries meet 15 of the 17 internationally supported United Nations Sustainable Development Goals." A sampling of these benefits include regulating urban temperature, reducing harmful runoff into the ocean, providing food, supporting recreation, and capturing carbon dioxide to help mitigate climate change (Trees for Honolulu's Future). "In one year, 100 mature trees can remove 53 tons of carbon dioxide and 430 pounds of pollution from the atmosphere" (National Forest Foundation). This demonstrates that, while it may take several years for trees to mature to share these benefits, each tree planted does make a difference, both locally and globally.

Planting trees, cleaning beaches, and packing meals are just a few examples of activities that, when scaled, create global impact. Volunteers are the common thread across all of these local actions: they play a central role in fighting against hunger, protecting natural resources, addressing climate change, and creating healthier and more sustainable communities. The more than 5,000 volunteers that participated in Volunteer Week Hawai'i 2019 were a great start; however, widespread and long-term change requires more people to get involved throughout the entire year, in Hawai'i and across the world.


Photo: Amelia Lucas

Sustainability

A key element of Volunteer Week Hawai'i is sustainability; while well over half of events during the 2019 campaign were environmentally-focused, we strive to integrate sustainable practices into all events, regardless of focus. To ascertain a baseline of existing practices, hosts of environmentally-focused events shared their waste and consumption practices, including use of single-use plastics at events, local-sourcing of snacks for volunteers, and interest in zero waste event practices.

Roughly 40% of environmentally-focused events provided snacks and/or drinks to their volunteers. Of these, nearly half provided one or more items that included single-use plastic (e.g. granola bars with plastic wrappers or plastic utensils); the other half avoided single-use plastic in their provision of snacks and/or drinks. Those that avoided single-use plastic instead provided packaging-free options (e.g. fresh fruit), snacks and/or drinks with recyclable-packaging (e.g. aluminum cans), or encouraged volunteers to bring their own snacks, drinks, and/or water bottles. Of the environmentally-focused events that provided snacks to volunteers, nearly 60% sourced locally-grown or locally-purchased options. The remaining 40% purchased their snacks from national or international chain stores.

Based on these findings, it is clear that many hosts of environmentally-focused events already implement sustainable practices; however, it also reveals some gaps. Moreover, it demonstrates that if hosts of environmentally-focused events are not unanimously implementing sustainable practices, other types of events likely are not either.

More than 75% of hosts of environmentally-focused events indicated that they would be interested in learning zero waste tips for future events. Education in this area will be an important element in volunteer trainings for event hosts with various focus areas leading up to Volunteer Week Hawai'i in the future.

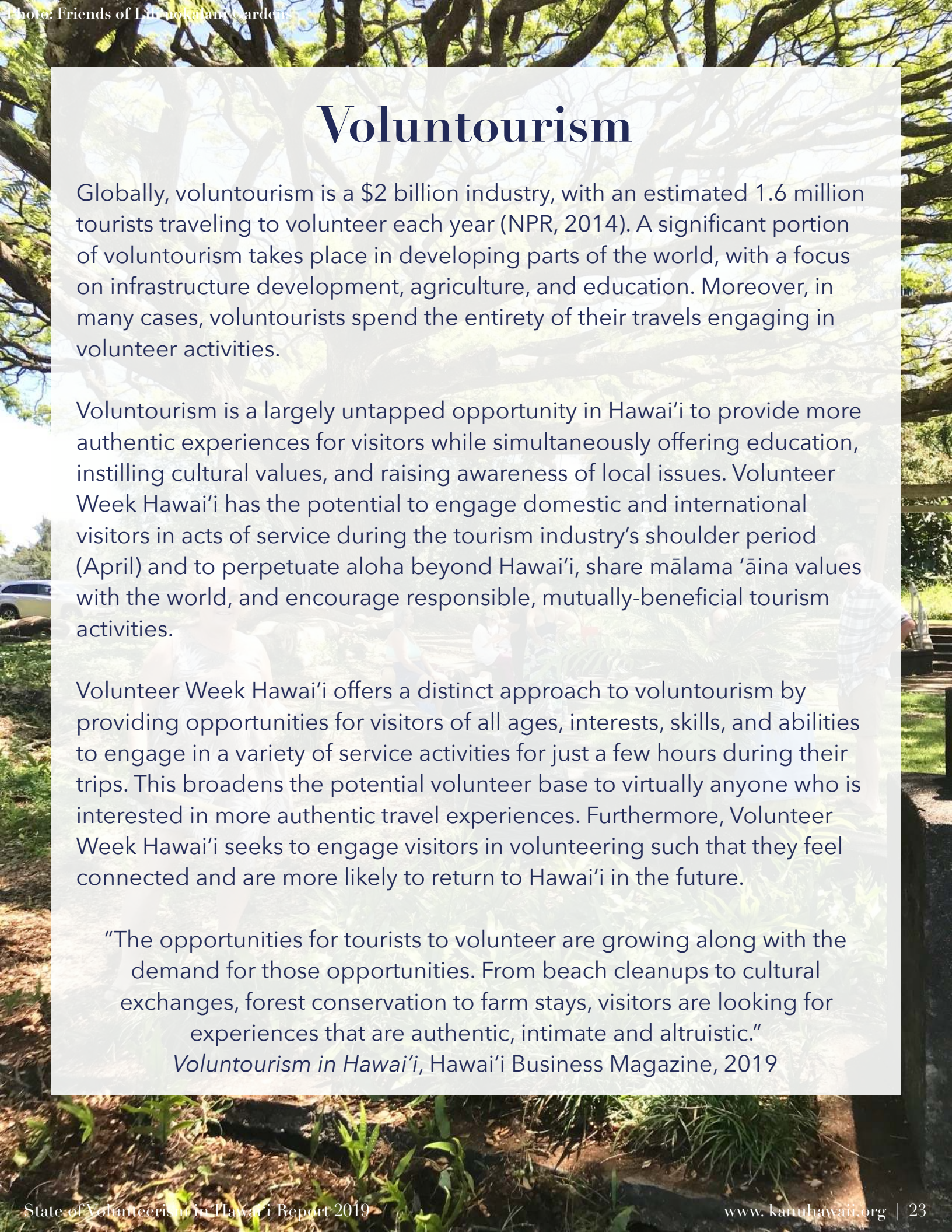

Photo: Friends of Lili'uokalani Gardens

Voluntourism

Globally, voluntourism is a $2 billion industry, with an estimated 1.6 million tourists traveling to volunteer each year (NPR, 2014). A significant portion of voluntourism takes place in developing parts of the world, with a focus on infrastructure development, agriculture, and education. Moreover, in many cases, voluntourists spend the entirety of their travels engaging in volunteer activities.

Voluntourism is a largely untapped opportunity in Hawai'i to provide more authentic experiences for visitors while simultaneously offering education, instilling cultural values, and raising awareness of local issues. Volunteer Week Hawai'i has the potential to engage domestic and international visitors in acts of service during the tourism industry's shoulder period (April) and to perpetuate aloha beyond Hawai'i, share mālama 'āina values with the world, and encourage responsible, mutually-beneficial tourism activities.

Volunteer Week Hawai'i offers a distinct approach to voluntourism by providing opportunities for visitors of all ages, interests, skills, and abilities to engage in a variety of service activities for just a few hours during their trips. This broadens the potential volunteer base to virtually anyone who is interested in more authentic travel experiences. Furthermore, Volunteer Week Hawai'i seeks to engage visitors in volunteering such that they feel connected and are more likely to return to Hawai'i in the future.

"The opportunities for tourists to volunteer are growing along with the demand for those opportunities. From beach cleanups to cultural exchanges, forest conservation to farm stays, visitors are looking for experiences that are authentic, intimate and altruistic."
Voluntourism in Hawai'i, Hawai'i Business Magazine, 2019

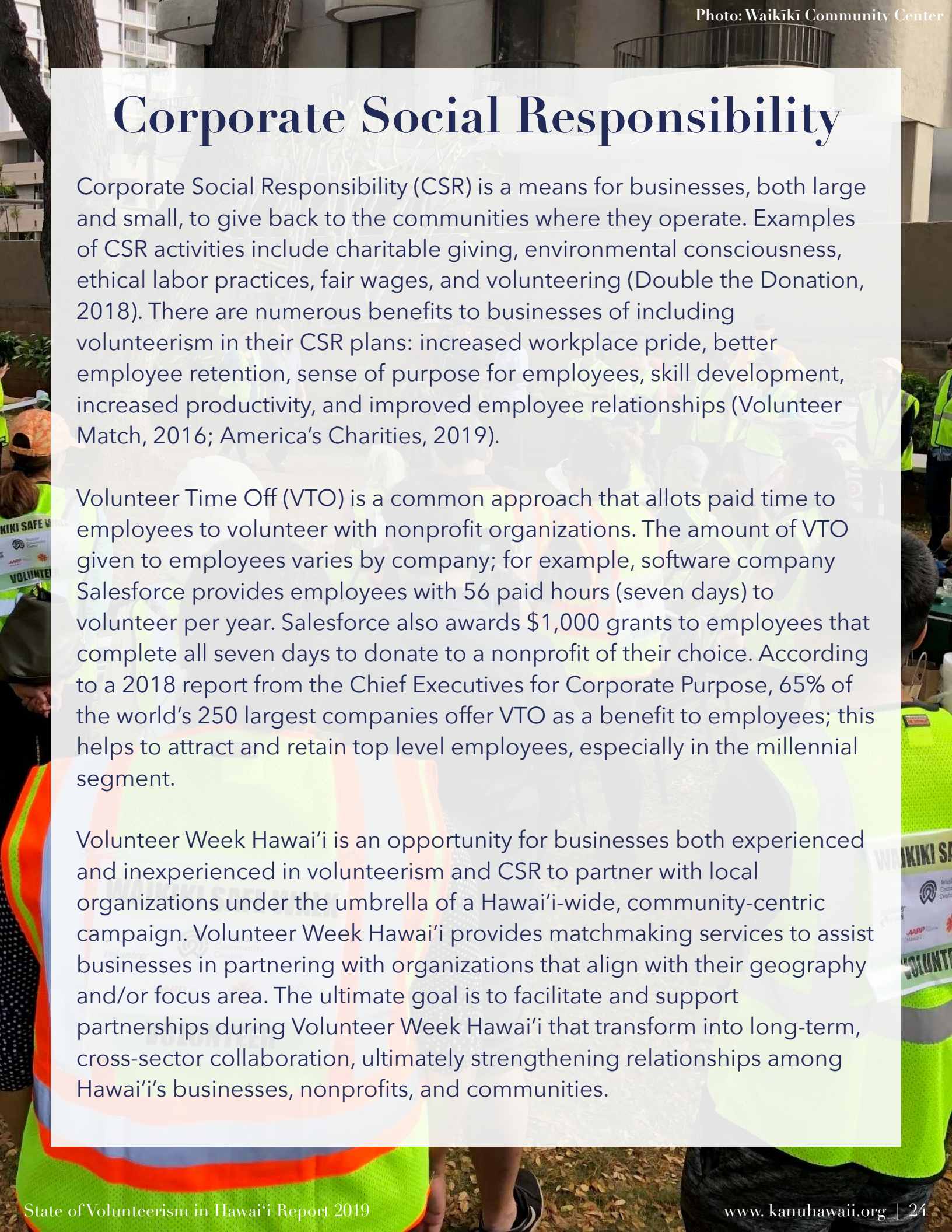

Photo: Waikīkī Community Center

Corporate Social Responsibility

Corporate Social Responsibility (CSR) is a means for businesses, both large and small, to give back to the communities where they operate. Examples of CSR activities include charitable giving, environmental consciousness, ethical labor practices, fair wages, and volunteering (Double the Donation, 2018). There are numerous benefits to businesses of including volunteerism in their CSR plans: increased workplace pride, better employee retention, sense of purpose for employees, skill development, increased productivity, and improved employee relationships (Volunteer Match, 2016; America's Charities, 2019).

Volunteer Time Off (VTO) is a common approach that allots paid time to employees to volunteer with nonprofit organizations. The amount of VTO given to employees varies by company; for example, software company Salesforce provides employees with 56 paid hours (seven days) to volunteer per year. Salesforce also awards $1,000 grants to employees that complete all seven days to donate to a nonprofit of their choice. According to a 2018 report from the Chief Executives for Corporate Purpose, 65% of the world's 250 largest companies offer VTO as a benefit to employees; this helps to attract and retain top level employees, especially in the millennial segment.

Volunteer Week Hawai'i is an opportunity for businesses both experienced and inexperienced in volunteerism and CSR to partner with local organizations under the umbrella of a Hawai'i-wide, community-centric campaign. Volunteer Week Hawai'i provides matchmaking services to assist businesses in partnering with organizations that align with their geography and/or focus area. The ultimate goal is to facilitate and support partnerships during Volunteer Week Hawai'i that transform into long-term, cross-sector collaboration, ultimately strengthening relationships among Hawai'i's businesses, nonprofits, and communities.



Photo: Bikeshare Hawaii

Volunteer Week Hawai'i 2020 & Future Goals

The Volunteer Week Hawai'i 2019 engagement goals were set based on numbers from the inaugural campaign in 2018: roughly double the number of volunteer events (60 to 100) and the number of volunteers (2,500 to 5,000). The events goal was surpassed by more than 30 events, creating an abundance of opportunities for community members to get involved. The volunteer engagement goal was also met.

Based on feedback from partners and internal evaluation, the goals for 2020 are to slightly increase the number of events to 150, again across seven islands, while significantly growing participation numbers to 7,500 volunteers. This expansion will be achieved in two key ways: (1) increasing the number of Hawai'i residents that participate by raising awareness of the campaign and (2) engaging visitors through promotion of voluntourism.

Photo: Bikeshare Hawaii

In relation to growing volunteer engagement, a complementary goal is to better evaluate volunteer characteristics, backgrounds, and experiences. This information will likely be collected through a direct survey of volunteers, in addition to the event host survey. Key data points that will assist in developing a better understanding of volunteerism in Hawai'i and engagement in Volunteer Week Hawai'i include employment status of volunteers, frequency of volunteer engagement, and satisfaction with events. Moreover, a follow up survey of volunteers to evaluate their engagement following the campaign would help to ascertain retention rates and longer term engagement.

Resources

Recognizing that Volunteer Week Hawai'i is an annual, week-long campaign that brings attention to the importance of volunteerism, it is imperative to make volunteering throughout the rest of the year just as accessible. Similarly, it is essential to support and resource organizations and volunteer coordinators on an ongoing basis. The list below includes resources for both volunteers and organizations.

Event Listing Sites

Conservation Connections - comprehensive, up-to-date listing of environmentally- and culturally-focused volunteer events, internships, jobs, and events statewide

808 Cleanups - extensive statewide calendar of beach and park cleanup opportunities hosted by 808 Cleanups and partner organizations and adopt-a-site program (mobile app also available)

Aloha United Way - listing of ongoing and repeat volunteer opportunities statewide across focus areas (e.g. social, environmental, cultural) for all ages, interests, and ability levels

Other Resources

Hawai'i Alliance of Nonprofit Organizations (HANO) - variety of resources related to nonprofit operations, funding, education, and policy

Hawai'i Community Foundation (HCF) - resources aligned with HCF's CHANGE Framework, including community engagement, funding, data, networks, leadership, and best practices

Hands In Helping Out (HIHO) - provide trainings for volunteer coordinators and assist in placing skilled volunteers with local organizations

Mahalo to Our Partners

Volunteer Week Hawai'i 2019 would not have been possible without the support of the following organizations and businesses:

Oahu

808 Cleanups
American Red Cross of Hawai'i
Beach Environmental Awareness Campaign
Bennet Group Strategic Communications
Bikeshare Hawaii
Bishop Museum
Blue Zones Project - Kapolei/'Ewa
Blue Zones Project - Mānoa, Makiki, McCully, Mō'ili'ili
Camp Pālehua
City & County of Honolulu Department of Parks and Recreation
City & County of Honolulu Storm Water Quality Branch
Corporation for National and Community Service
Habitat for Humanity Leeward O'ahu
Hands In Helping Out
Hawai'i Academy of Science
Hawai'i Alliance for Community-Based Economic Development
Hawai'i Alliance of Nonprofit Organizations
Hawaiian Community Assets
Hawaiian Electric Company
Hawai'i Green Growth
Hawai'i Meals on Wheels
Hawai'i Medical Service Association
Hawai'i Public Radio
Healthy Climate Communities
Hika'alani
Honolulu Civil Beat
Honolulu Habitat for Humanity
Ho'ōla Nā Pua
Hui O Ko'olaupoko
Impact Hub HNL
Junior Chamber International Hawai'i
Kāko'o 'Ōiwi
Kapi'olani Community College
Kapi'olani Service and Sustainability Learning Program
Kōkua Hawai'i Foundation
Ko'olau Mountains Watershed Partnership
Kupu
Lanakila Pacific
Livable Hawaii Kai Hui
Mālama Learning Center
Mālama Maunalua
Mānoa Heritage Center
North Shore Community Land Trust
'Ōlelo Community Media
Office of Representative Gene Ward
Project 'Olonā
Returned Peace Corps Volunteers of Hawaii
Robert Silva
Sustainable Coastlines Hawai'i
University of Hawai'i at Mānoa Campus Arboretum
University of Hawai'i West Oahu
U.S. Navy
Waikīkī Community Center
Waimānalo Limu Hui
Waimea Valley Hi'ipaka LLC
Zero Waste O'ahu

Kauai

Ho'omana Thrift Store
Ke Kula Ni'ihau O Kekaha
Kumano I Ke Ala
Mālama Kaua'i
National Tropical Botanical Garden
Waioli Valley Taro Farmers Hui

Moloka'i

Moloka'i Land Trust

Kahoolawe

Kaho'olawe Island Reserve Commission
Protect Kaho'olawe 'Ohana

Big Island

Blue Zones Project
The Food Basket
Friends of Lili'uokalani Gardens
Kaloko-Honokōhau National Historic Park
Kīpuka Native Hawaiian Student Center
Mauna Kea Forest Restoration Project
Nāpu'u Conservation Project
Natural Area Reserves System
Salvation Army Kona Corps
Three Mountain Alliance

Maui

Coral Reef Alliance
Cultivate Consulting
Hawai'i Nature Center
Hawaiian Islands Land Trust
Ka'ehu Management Project
Koaloha 'Āina
Kua Hawaii
Love the Sea
Maui Cultural Lands, Inc.
Maui Nui Botanical Gardens
Menehune Mayhem
Ocean Aid

Lāna'i

Lāna'i Culture and Heritage Center

Multiple Islands

Conservation Connections
Department of Land and Natural Resources
Division of Forestry and Wildlife
Hawai'i Foodbank
Hawai'i Wildlife Fund
Sierra Club
Surfrider Foundation

References

Volunteerism Across the Nation & the Globe
https://www.thenonprofittimes.com/npt_articles/volunteer-hours-now-worth-167-billion-annually/
https://www.unv.org/volunteerism/power-volunteerism

Importance of Volunteerism
https://createthegood.aarp.org/volunteer-ideas/benefits.html
https://www.helpguide.org/articles/healthy-living/volunteering-and-its-surprising-benefits.htm
https://www.reachingsky.org/how-volunteering-can-help-youth-and-society/
https://www.galaxydigital.com/blog/why-is-volunteering-important/

Volunteerism and Community Resilience
https://www.unv.org/volunteerism/power-volunteerism
https://www.honolulu.gov/rep/site/ccsr/Ola_Oahu_Resilience_Strategy.pdf

National Volunteer Week
https://www.pointsoflight.org/blog/national-volunteer-week-celebrates-individual-changemakers-and-history-service/

Volunteerism in Hawai'i
https://www.nationalservice.gov/serve/via
https://www.nationalservice.gov/vcla/state-rankings-volunteer-rate

Volunteer Demographics
https://www.nationalservice.gov/serve/via/demographics
https://www.census.gov/quickfacts/HI
https://www.bls.gov/news.release/volun.t01.htm
https://www.hawaiitourismauthority.org/media/2972/december-2018-visitor-statistics-press-release-final.pdf

Key Impacts
https://independentsector.org/news-post/new-value-volunteer-time-2019/

Threes "Rs" of Volunteerism
https://www.neoncrm.com/volunteer-retention-strategies/

UN Sustainable Development Goals and Aloha+ Challenge Goals
https://sustainabledevelopment.un.org/sdgs
https://aloha-challenge.hawaiigreengrowth.org

Local Action, Global Impact
https://nph.onlinelibrary.wiley.com/doi/pdf/10.1002/ppp3.39
https://www.treesforhonolulu.org/benefits
https://www.nationalforests.org/blog/tree-planting-impacts-you-heres-why

Voluntourism
https://www.npr.org/sections/goatsandsoda/2014/07/31/336600290/as-volunteerism-explodes-in-popularity-whos-it-helping-most

Corporate Social Responsibility
https://doublethedonation.com/tips/corporate-social-responsibility/#types
https://blogs.volunteermatch.org/volunteeringiscsr/2016/02/08/4-employee-engagement-benefits-of-corporate-volunteer-programs/
https://www.charities.org/news/business-case-employee-volunteer-skills-giving-programs
https://www.salesforce.org/volunteers/
https://cecp.co/wp-content/uploads/2018/10/Giving-in-Numbers-Infographic-2018.pdf

Appendix 1: Survey Instrument

Main Questions

1. Organization Name
2. Name of Event
3. Island
4. How many volunteers attended your event (try to be as specific as possible)?
5. What was the approximate ratio of male to female volunteers (an estimate is fine)?
6. How many hours long was your event?
7. How old were your volunteers? Please use these five age groups: 10 & under, 11-17, 18-34, 35-54, and 55 & over.
8. What was the impact of your event? Please provide any relevant, quantifiable measurables.
9. Please select the ONE category that most closely fits the main intention of your event
    a. Cleanup or Environmental Stewardship (e.g. invasive species removal, native out-planting, garden maintenance, farm work)
    b. Cultural Site Restoration (e.g. lo'i, loko i'a, or ahupua'a restoration)
    c. Social Equity (e.g. meal packing/delivery, food drive, in-kind donation organization, support of keiki, kupuna, or vulnerable populations)
    d. Other
10. What was the returning to new volunteer ratio at your event (an estimate is fine)?
11. What was the resident to visitor volunteer ratio (if known)?
12. How likely are you to host an event during Volunteer Week Hawai'i 2020 (April 19-25th)?
13. Do you have any feedback and/or suggestions for Volunteer Week Hawai'i in the future?
14. Would you like support in promoting/sharing your volunteer opportunities throughout the year?

Supplemental Questions

Environmental Events

1. How did you dispose of what was collected and/or used at your event (please be as specific as possible)?
2. Did you provide drinks and/or food to volunteers at your event? If you answered yes, please select one or more of the following that you supplied at your event.
    i. Water/drink cooler than required volunteers to use their own, refillable bottle
    ii. Individual drinks (e.g. single-use plastic water bottles)
    iii. Snacks without packaging (e.g. fresh fruit)
    iv. Snacks with single-use packaging (e.g. granola bars)
    v. Plastic utensils/straws
    vi. Compostable or biodegradable utensils/straws
    vii. No utensils/straws were provided
    viii. Food/snacks were locally grown or procured from local businesses
    ix. Food/snacks were supermarket brands or purchased from national/international chain businesses
3. Are you interested in learning some zero waste tips for future volunteer events?

Continued on next page…

Appendix 1: Survey Instrument continued…

Social Events

1. What population(s) did you directly serve through your volunteer event (please check all that apply)?
   a. Keiki
   b. Kupuna
   c. All ages
   d. Native Hawaiians
   e. Individuals with disabilities
   f. Homeless
   g. Low income individuals and/or families
   h. Other
2. Did your volunteer event help to increase the resilience of the population(s) that you serve and/or the larger community? (e.g. Resilience in terms of the ability to prepare for, respond to, and/or recover from social, political, economic, and/or environmental shifts)
3. If you answered yes, please explain your response.

Cultural Events

1. Were volunteers given an introduction to place during the workday?
2. What was the approximate ratio of Native Hawaiian to non-Native Hawaiian volunteers (an estimate is fine)?

About the Author

This report was written by Amelia Lucas, the Volunteer Coordinator at Kanu Hawaii. Amelia holds a B.A. in Environmental Studies and International Studies from the University of North Carolina Wilmington. Report content was reviewed by Kanu Hawaii's Executive Director, Keone Kealoha, and the organization's Board of Directors.

Sponsors & Funding Partners

Southwest®

Alaska® AIRLINES

YOUNG BROTHERS
Your Neighbor Island Partner

GOODFELLOW BROS.
ESTABLISHED 1921

HEI CHARITABLE FOUNDATION

rezgo

Hawaiian Postage 2 Two Cents.

ATHERTON FAMILY FOUNDATION